



Celebrating 100 years
Michael Hall
WALDORF SCHOOL

Mock Exam Information

2025

November 2024

Dear Students, Parents, Guardians and Carers,

Today the students will have received a booklet with the Mock Exam information and timetable for January 2025. Hopefully you will find it all quite self-explanatory, but should you have any questions or concerns, please don't hesitate to get in touch with us. Within the booklet is a timetable for ALL the mock exams that we will be facilitating across the Upper School. These mocks will be run following regulations and offering access arrangements as assessed and agreed with individuals.

During the first week **class 12** students are only expected to attend school for their mock exams and will have no formal timetable unless specific arrangements have been made. Please ensure that you arrive at school to register in reception **at least half an hour before the actual start time of your exam**. You will be expected at the gym 20 minutes before the exam to go through checks and instructions before being taken into the gym for the exam 15 minutes before the start time. Late candidates cause unnecessary stress and concern, not only to the staff running the exams but also to other candidates. If you are unwell and unable to attend, please make sure that you have informed both attendance AND reception at least half an hour before the start time of the exam.

Class 10 students will be following their usual timetable with their mock exams incorporated into this. A printed copy of this has been inserted into your booklet. If you are unwell and unable to attend, please make sure that you have informed both attendance AND reception in good time.

All candidates should ensure that they arrive promptly to each exam, with the correct equipment needed. It is the responsibility of the student to be organised and prepared as best as possible in order to do their best. We are there to support you along the way, keeping you informed and confident. It is our hope, that by sharing all this information well in advance and through addressing any concerns in good time, you will be in the best possible space.

Please note all of the information handed out can be found on the school website.

Wishing you well.

Warm regards,

Alex and Emily

JAN 2025 WEEK 1

MORNING

AFTERNOON

Time	Code	Title	Loc.	Dur.	Ent	Date	Time	Code	Title	Loc.	Dur.	Ent
------	------	-------	------	------	-----	------	------	------	-------	------	------	-----

						Mon 6 Jan	12:00		A Level Chemistry P1	GYM	2hrs	5
							12:00		A Level English P1	GYM	2hrs30	11
							12:00		GCSE Computer Science P1	GYM	2hrs	1
							12:00		GCSE English Literature P1	GYM	1hr45	5
08:45		A Level Psychology P1	GYM	2hrs	12	Tue 7 Jan	12:00		A Level Physics P1	GYM	2hrs	6
08:45		A Level Maths P1	GYM	2hrs	11		12:00		A Level Music P3	GYM	2hr10	4
08:45		A Level History P2	GYM	1hr	2		12:00		GCSE History P1	GYM	1hr 15	9
08:45		GCSE English P1	GYM	1hr 45	28							
08:45		A Level Biology P1	GYM	2hrs	10	Wed 8 Jan	12:30		A Level Psychology P2	GYM	2hrs	12
08:45		AS Level Biology P1	GYM	1hr 30	1		12:30		A Level Maths P2	GYM	2hrs	11
08:45		A Level Geography P1	GYM	2hr 15	4		12:30		A Level History P3	GYM	2hr 30	2
08:45		AS Level Geography P1	GYM	1hr45	1		12:30		GCSE Geography P1	GYM	1hr	18
08:45		GCSE Maths P1	GYM	1hr 30	28		12:30		GCSE Latin P1	GYM		1
08:45		A Level Further Mathematics	GYM	1hr30	2							
08:45		A Level Physics P2	GYM	2hrs	6	Thu 9 Jan	12:30		A Level Biology P2	GYM	1hr 50	10
							12:30		AS Level Biology P2	GYM	1hr 30	1
08:45		GCSE Biology	GYM	1hr 45	6		12:30		A Level Geography P2	GYM	1hr 15	4
08:45		GCSE Combined Science Biology	GYM	1hr 15	22		12:30		AS Level Geography P2	GYM	1hr 45	1
							12:30		GCSE History P2	GYM	1hr 45	9
							08:45		A Level Further Mathematics	GYM	1hr30	2
08:45		A Level Chemistry P2	GYM	2hrs	5	Fri 10 Jan						
08:45		A Level English P2	GYM	3hrs	11							
08:45		GCSE Physics	GYM	1hr 45	6							
08:45		GCSE Combined Science Physics	GYM	1hr 15	22							

JAN 2025 WEEK 2

MORNING

AFTERNOON

Time	Code	Title	Loc.	Dur.	Ent	Date	Time	Code	Title	Loc.	Dur.	Ent
------	------	-------	------	------	-----	------	------	------	-------	------	------	-----

08:45		GCSE English P2	GYM	1hr 45	28	Mon 13 Jan	12:30		GCSE Geography P2	GYM	1hr 15	18	
08:45		GCSE Psychology P1	GYM	1hr 45	1		12:30		GCSE Latin P2	GYM			1
08:45		GCSE Maths P2	GYM	1hr 30	28	Tue 14 Jan	12:00		GCSE German L&R (Listening & Reading)	Mansion		9	
08:45		GCSE Chemistry	GYM	1hr 45	6	Wed 15 Jan	12:30		GCSE Spanish L&R (Listening & Reading)	Mansion		9	
08:45		GCSE Combined Science	GYM	1hr 15	22		12:30						
08:45		GCSE Psychology P2	GYM	1hr 20	1								
08:45		GCSE German Writing	GYM	1hr 45	9	Thu 16 Jan	12:30		GCSE Spanish Writing	GYM	1hr 45	9	
08:45		GCSE Computer Science P2	GYM	1hr45	1	Fri 17 Jan	12:30		Further Mathematics P2	GYM	1hr 45	3	
08:45		GCSE English Literature P2	GYM	2hrs15	5								



THE PSYCHOLOGY OF REVISION

SLEEP ON IT

Gais, Lucas and Born (2006) showed that sleeping within one or two hours of learning significantly improves declarative memory, independent of the time of day.




READING, MAKING SUMMARY NOTES AND HIGHLIGHTING DOES **NOT** WORK

These can all be done passively by the brain and are shown to be ineffective.



PAST PAPER PRACTICE

Like riding a bike, procedural memory enables us to remember how to do things without even thinking about it if we practice enough.



MAKE DIAGRAMS AND PICTURES

The long term memory is based on visual and meaningful content, not words.



CREATE A MEMORY PALACE

Create a familiar place in your imagination. Place representations of things you need to remember at specific places in it.



STAY HEALTHY

Lots of good quality sleep and healthy food are critical for optimal performance. Take care of yourself!




On your exam day

This checklist will help you to be as prepared as possible for your exams, so that on the day itself you can focus on doing your best.

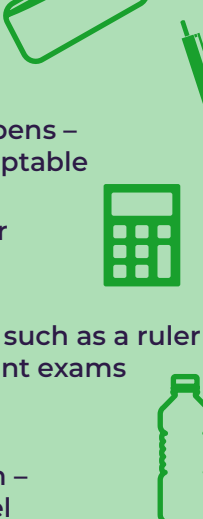
Before sitting your exams, ensure you know:

- the date, time and location of your exams – you might find it helpful to write this information in a calendar or planner
- who to contact at school or college in case there's an emergency that makes you late or unable to sit your exam

What you cannot take into exams:

- any type of phone
 - revision notes
 - any type of watch (this includes analogue, digital and smart watches)
- 

What you will need:

- a clear pencil case
 - at least two black ink pens – blue pens are not acceptable
 - an approved calculator for relevant exams
 - appropriate apparatus such as a ruler or protractor for relevant exams
 - a clear water bottle if you wish to take one in – it must not have a label
- 

Other important information:

- Listen carefully to the invigilator's instructions which will be specific to your exam. If you are unsure of anything, please raise your hand and wait for the invigilator.
- Fill in your details on the front of your answer booklet.
- If you need additional answer sheets, raise your hand and wait for an invigilator who will provide you with one. Remember to add your details to this booklet too.
- If you need to use the toilet or feel unwell, raise your hand and wait for an invigilator who will escort you from the exam room.
- Make sure you stay silent – talking to a fellow candidate could result in disqualification from all your exams.

Contingency sessions:

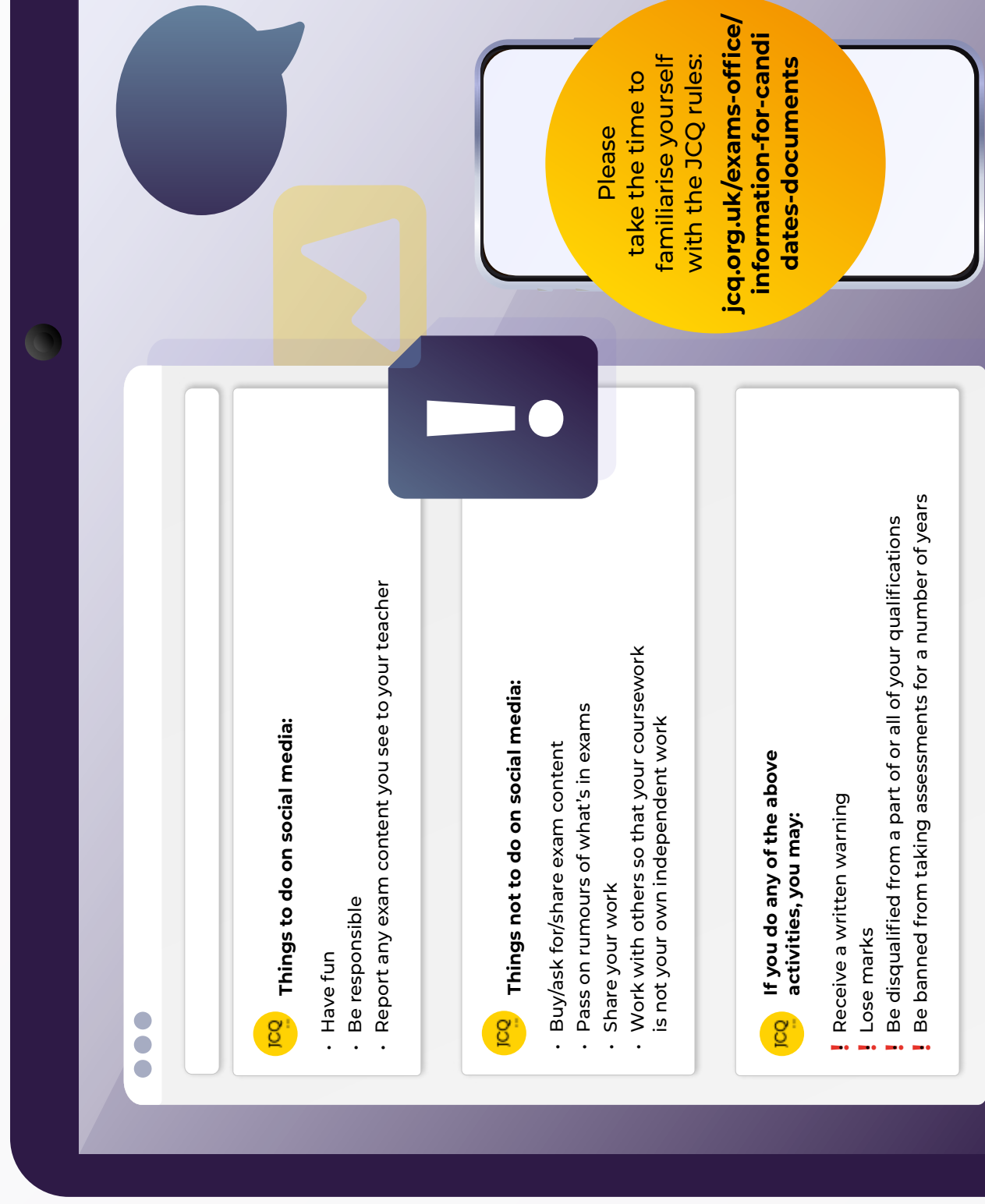
- There are contingency sessions within the Summer 2024 exam timetable – the afternoon of 6 June and 13 June 2024 and the morning and afternoon of 26 June 2024. Make sure you are available on all three dates even if you do not have an exam.

If you have any questions about your exams, please ask your teacher or exams officer.



While we like to share our experiences online, when it comes to exams, we have to be careful.

- Sharing ideas online can be helpful when you're studying or revising
- However, sharing certain information (see information on the right) can break the rules and could affect your results
- If you're not sure what you can and can't discuss online, check with your teacher
- If you receive exam content on social media, you must tell your teacher
- Don't be caught out by scammers selling fake exam papers



JCQ Things to do on social media:

- Have fun
- Be responsible
- Report any exam content you see to your teacher

JCQ Things not to do on social media:

- Buy/ask for/share exam content
- Pass on rumours of what's in exams
- Share your work
- Work with others so that your coursework is not your own independent work

JCQ If you do any of the above activities, you may:

- !! Receive a written warning
- !! Lose marks
- !! Be disqualified from a part of or all of your qualifications
- !! Be banned from taking assessments for a number of years

Please take the time to familiarise yourself with the JCQ rules: jcq.org.uk/exams-office/information-for-candidates-documents



AQA	City & Guilds	CCEA	OCR	Pearson	WJEC
-----	---------------	------	-----	---------	------

Warning to Candidates

1. You **must** be on time for all your examinations.
2. **Possession of a mobile phone** or other unauthorised material **is not allowed** even if you do not intend to use it. You will be subject to penalty and possible disqualification from the exam/qualification.
3. You **must not** talk to, attempt to communicate with or disturb other candidates once you have entered the examination room.
4. You **must** follow the instructions of the invigilator.
5. You **must not** sit an examination in the name of another candidate.
6. You **must not** become involved in any unfair or dishonest practice in any part of the examination.
7. If you are confused about anything, only speak to an invigilator.

The *Warning to Candidates* must be displayed in a prominent place outside each examination room. This may be a hard copy A3 paper version or an image of the poster projected onto a wall or screen for all candidates to see.

NO MOBILE PHONES NO WATCHES

NO POTENTIAL TECHNOLOGICAL/WEB
ENABLED SOURCES OF INFORMATION




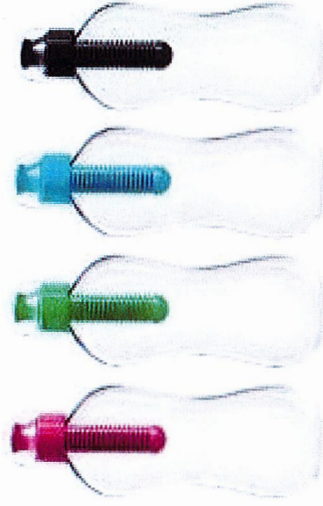
Possession of unauthorised items, such as a mobile phone
or any watch, is a serious offence and could result in

DISQUALIFICATION

from your examination and your overall qualification.

This poster must be displayed in a prominent place outside each examination room.

**Water Bottles
PERMITTED in
IB, A Level or GCSE
Exams**





What is AI?

- AI stands for artificial intelligence and using it is like having a computer that thinks
- AI tools like ChatGPT or Snapchat My AI can write text, make art and create music by learning from data from the internet, but watch out – they can also make things up and be biased



How can AI be misused in assessments?

AI misuse is when you take something made using AI and say it's your own work.

THIS IS CHEATING!



How do I make sure I don't misuse AI?



1 Know the rules

- You're **not allowed** to use AI tools when you're in an exam
- Your teachers will tell you if you're allowed to use AI tools when doing your coursework – the rules will depend on your qualification
- Even if you're allowed to use AI tools, you can't get marks for content just produced by AI – your marks come from showing your own understanding and producing your own work

2 Reference reference reference!

- If you're allowed to use AI tools, you must reference them clearly
- Name the AI tool you used
 - Add the date you generated the content
 - Explain how you used it
 - Save a screenshot of the questions you asked and the answers you got

3 Declare it's all your own work

- When you hand in your assessment, you have to sign a declaration. Anything without a reference must be all your own work. If you've used an AI tool, don't sign the declaration until you're sure you've added all the references

What happens if I misuse AI?

If you've misused AI, you could lose your marks for the assessment – you could even be disqualified from the subject.

DON'T RISK IT!



REMEMBER

Misusing AI is cheating!

Know the rules

Talk to your teachers

Reference clearly

Class 10 Mock Timetable 2025 Week 1

	1 8.15 - 9.05	2 9.10 - 10.00	BREAK 10.05- 10.35	3 10.40 - 11.30	4 11.35 - 12.25	5 12.30 - 1.20	6 LUNCH 1.25 - 2.15	7 2.20 - 3.10	8 3.15 - 4.05
MON 6 th Jan	ASSEMBLY	Guardian Main Lesson JK, SS	BREAK	Science AB, SG, SS	<u>12:00 GCSE Eng Lit</u> GCSE Comp Science or Maths JK, SS, RH	GCSE English Literature GCSE Comp Science or Option 1 SBa, MP, SF	LUNCH	English CG, KSS	Gym AWa, LS
TUE 7 th Jan	08:45 GCSE English Paper 1 (1Hr 45)	08:45 GCSE English Paper 1 (1Hr 45)	BREAK	Study/Snacks or Movement MAr, LAm, SF	12:00 GCSE History Paper 1 (1Hr 15) or English CG, KSS	GCSE History or Guardian SS, JK	LUNCH	Craft	Craft
WED 8 th Jan	08:45 GCSE Maths Paper 1 (1Hr 30)	08:45 GCSE Maths Paper 1 (1Hr 30)	BREAK	Study/Snacks or Movement RH, JRI	Gym AWa, LS	12:30 GCSE Geography (1Hr 30) GCSE Latin or Study AB, SG, SS	GCSE Geo/Lat LUNCH	Option 2 Art, BTec, Geo, Study ALE, RL, SBa, SF	Option 2 Art, BTec, Geo, Study ALE, RL, SBa, SF
THUR 9 th Jan	08:45 GCSE Science BIO Paper 2 (1Hr 15/45)	08:45 GCSE Science BIO Paper 2 (1Hr 15/45)	BREAK	Study/Snacks or Movement AB, SG, SS	<i>*Early lunch for Historians</i> Maths JK, SS, RH	12:30 GCSE History Paper 2 (1Hr 45) or Study RH, JRI	GCSE History LUNCH	HOME (After Registration with Permission) or Study Library SF	HOME
FRI 10 th Jan	08:45 GCSE Science PHY Paper 2 (1Hr 15/45)	08:45 GCSE Science PHY Paper 2 (1Hr 15/45)	BREAK	Study/Snacks or Movement CG, SBa	Option 1 SBa, MP, SF	Maths JK, SS, RH	LUNCH	Option 2 Art, BTec, Geo, Study ALE, RL, SBa, SF	Craft

Class 10 Mock Timetable 2025 Week 2

	1 8.15 - 9.05	2 9.10 - 10.00	BREAK 10.05- 10.35	3 10.40 - 11.30	4 11.35 - 12.25	5 12.30 - 1.20	6 LUNCH 1.25 - 2.15	7 2.20 - 3.10	8 3.15 - 4.05
13.01.2025									
MON 13th Jan	08:45 GCSE English Paper 2 (1Hr 45)	08:45 GCSE English Paper 2 (1Hr 45)	BREAK	Study/Snacks or Movement AB, SG, SS	Maths JK, SS, RH	12:30 GCSE Geography Paper 2 (1Hr 30) GCSE Latin or Study SBa, MP, SF	GCSE Geo/Lat LUNCH	English CG, KSS	Gym AWa, LS
TUE 14th Jan	08:45 GCSE Maths Paper 2 (1Hr 30)	08:45 GCSE Maths Paper 2 (1Hr 30)	BREAK	Study/Snacks or Movement MAR, MP, LAM, SF	12:00 GCSE German List/Read English CG, KSS	GCSE German List/Read Guardian SS, JK	LUNCH	Craft	Craft
WED 15th Jan	08:45 GCSE Science CHEM Paper 1 (1Hr 15/45)	08:45 GCSE Science CHEM Paper 1 (1Hr15/ 45)	BREAK	Study/Snacks or Movement RH, JRI	Gym AWa, LS	12:30 GCSE Spanish List/Read Science AB, SG, SS	GCSE Spanish LUNCH	Art, BTec, Geography and Study ALE, RL, SBa, SF	Art, BTec, Geography and Study ALE, RL, SBa, SF
THUR 16th Jan	08:45 GCSE German Writing Or Study	08:45 GCSE German Writing Or Study	BREAK	Science AB, SG, SS	Maths JK, SS, RH	12:30 GCSE Spanish Writing Eurythmy/Music RH, JRI	GCSE Spanish LUNCH	HOME (After Registration with Permission) or Study SF	HOME
FRI 17th Jan	08:45 GCSE Computer Science GCSE Eng Literature English CG, KSS	GCSE Computer Science GCSE Eng Literature Science AB, SG, SS	BREAK	Choir	Geography, History, Study SBa, MP, SF	12:30 Further Maths Maths JK, SS, RH	Further Maths LUNCH	Art, BTec, Geography and Study ALE, RL, SBa, SF	Craft